


POLY Y LED



WALL



DESCRIPTION

Poly's geometric forms, appropriately scaled for use as discrete luminaires, offer new opportunities for creative approaches to general lighting. Poly Y-shaped wall can distinguish a variety of special areas. The open form is airy and features a compact 2.5" profile (drivers are remote). Poly can be used comfortably in either regular or free-form arrangements. Efficacies up to 126 LPW, multiple lumen outputs and electrical options make Poly practical, as well as creative.

PROJECT: _____
 TYPE: _____
 NOTES: _____

ORDER GUIDE

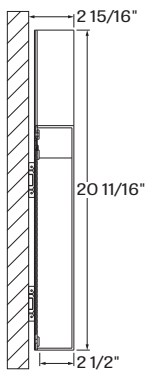
up to 126 lm/w performance

POLW	Y	ULO	LED				
LUMINAIRE ID	SHAPE	OPTICS	LIGHT SOURCE	CRI	LUMEN PACKAGES	COLOR TEMP.	VOLTAGE
POLW - poly wall	Y - Y formed	ULO - Uniform Lambertian Optic	LED - high performance LED	80 - 80CRI 90 - 90CRI	900 - min. low output 900lm 1500 - medium output 1500lm #### - other required lm	27 - 2700k 30 - 3000k 35 - 3500k 40 - 4000k	120 - 120V 277 - 277V UNV - 120V-277V 347 - 347V (not available with Lutron)

DRIVER	RDB	1	DMB		
DRIVER	REMOTE DRIVER BOX	ELECTRICAL	MOUNTING	FINISH	OPTIONS
D1 - 1% dimming 0-10V DA - Dali LTEA2W - Lutron 1% - 2 wire FF 120V LDE1 - Lutron Hi-lume 1% Eco LDE5 - Lutron 5% EcoSystem	RDB - Remote driver box	1 - 1 circuit	DMB - drywall mounting bracket	W - matte white CF# - custom finish specify RAL#	FU - fuse CU - custom

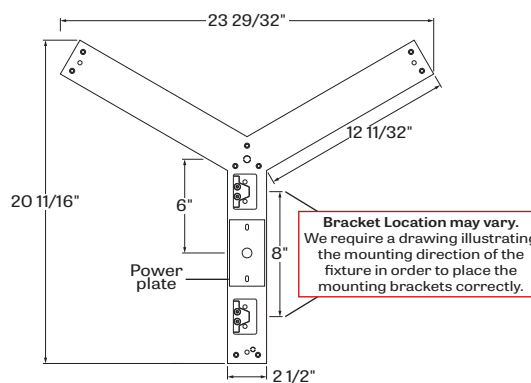
See page 3 for ordering code detailed information

SECTION VIEW



POLW-Y - wall

TOP VIEW



POLW-Y - wall

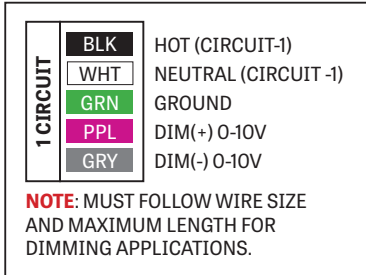
POLY Y LED

WALL

ELECTRICAL CIRCUITS

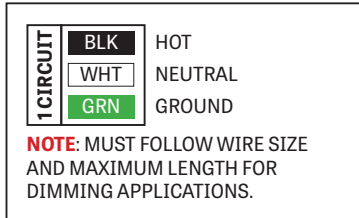
DIMMING 0-10V -

1 Circuit



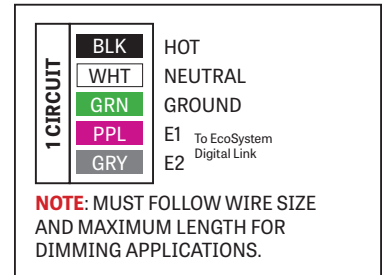
LUTRON 1% 2-wire FF 120V -

1 Circuit



LUTRON LDE1 1%/LDE5 5% EcoSystem -

1 Circuit



POLY Y LED

WALL

OPTICS

The **Uniform Luminous Optic (ULO)** drop lens of thermoformed acrylic provides three luminous faces with subtle uplight.

LIGHT SOURCE - LED

Custom array of mid-flux LED's are mounted directly to the housing for optimal thermal performance. Available in 3000K, 3500K, 4000K and 5000k with a minimum 80 CRI and an option for 90 CRI with elevated R9 value. Color consistency maintained to within 3 SDCM. LEDs operated at reduced drive current to optimize efficacy and lumen maintenance.

All LEDs have been tested in accordance with IESNA LM-80-08 and the results have shown L80 lumen maintenance greater than 60,000 hours. Absolute product photometry is measured and presented in accordance with IESNA LM-79, unless otherwise indicated.

PERFORMANCE AT 4000K

LED output	Color Temp	Watts	Nominal Delivered Lumens	Efficacy LPW
low output	4000K	7	900	126
medium output	4000K	12.5	1500	122

ELECTRICAL REMOTE

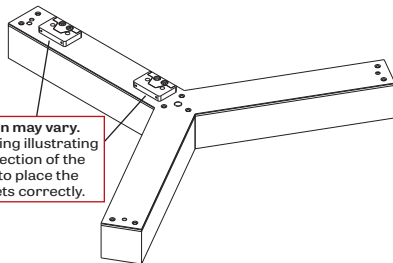
Driver features factory-set adjustable output current with universal (120-277VAC) input. Dimmable from 100% to 1% with 0-10V dimming control. Rated life (90% survivorship) of 50,000 hours at 50°C max. ambient (and 70°C max. case) temperature. At maximum driver load: Efficiency>84%, PF>0.9, THD<20%. Other specifiable options include Lutron Hi-Lume 1% (specify 2-wire or Ecosystem Dim-to-Off), Lutron 5-Series (5% Ecosystem), DMX (RDM compatible) and DALI protocol drivers. All of our standard 0-10V drivers are NEMA 410 compliant.

REMOTE DRIVER

The factory-provided remote driver enclosure is accessible from below both drywall and grid ceilings.

MOUNTING OPTIONS

Fixtures may be mounted to the wall using a bracket.



FINISH

95% reflective, matte white powder coating

CONSTRUCTION

Reflector plate (LED holder) - Die formed cold rolled sheet steel 18 gauge thick, 95% reflective matte white painted

Lens - white acrylic

Wall bracket - die cast aluminum, matte white powder coating

WEIGHT

POLY Y - 3.45lbs - 1.56kg

CERTIFICATIONS

ETL - Rated for Indoor Dry/Damp locations.

Conforms to UL Standard 1598 and certified to CAN/CSA Standard C22.2 No. 250.0.

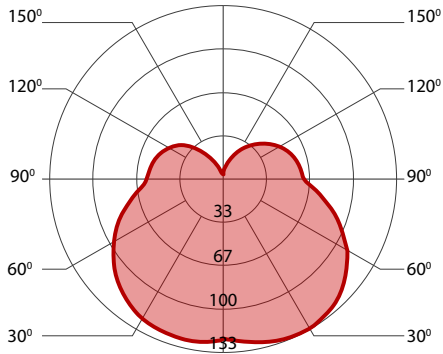
WARRANTY

LumenWerx provides a five-year limited warranty of electrical and mechanical performance of the luminaires, including the LED boards, drivers, and auxiliary electronics. LumenWerx will repair or replace defective luminaires or components at our discretion, provided they have been installed and operated in accordance with our specifications. Other limitations apply, please refer to the full warranty on our website.

POLY Y LED

WALL

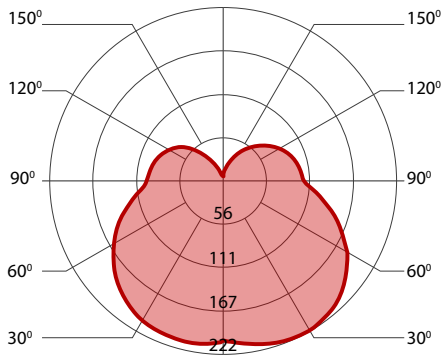
900 LUMEN AT 80CRI - LOW OUTPUT



PERFORMANCE

LED output	Color Temp	Watts	Nominal Delivered Lumens	Efficacy LPW
low output	3000K	7.5	900	120
low output	3500K	7.5	900	122
low output	4000K	7	900	126

1500 LUMEN AT 80CRI - MEDIUM OUTPUT



PERFORMANCE

LED output	Color Temp	Watts	Nominal Delivered Lumens	Efficacy LPW
medium output	3000K	13	1500	116
medium output	3500K	12.5	1500	118
medium output	4000K	12.5	1500	122