

Quad

The Family



LUMENWERX

Quad family

Crisp, clean lines and modern silhouettes meet flexibility and power in Quad, a compact family of luminaires suitable for various ambient, task, and accent lighting requirements. Fitted with our High-Efficiency Lambertian Optic (HLO), Quad delivers excellent luminous efficacy and uniform luminosity.


Available in three shapes, Quad offers a full range of source technology while featuring a variety of control solutions.

- 3 shapes: curved, rectangle, square
- 1200 lm/ft
- Circadian solution available
- 3 mounting options: pendant, surface, wall



Full Spectrum
LED

PoE and Bios technology available





Quad is available in three shapes —
rectangle, square, and, curved,
and each can be pendant, surface,
and wall mounted.

Versatility

Shapes



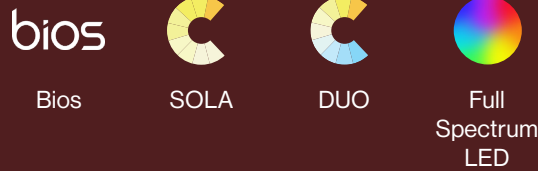
Curved Rectangle Square

Mounting options



Pendant Surface Wall

Color temperatures



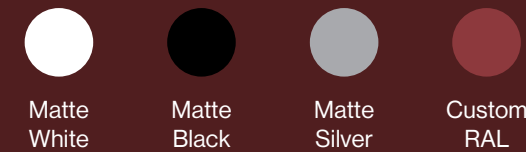
Color rendering options

80+ and 90+

Dimensions

Curved	Rectangle	Square
2.5"	2.5"	3.5"

Finishes



One space, several users,
Quad luminaire.



Performance



Not only does Quad offer three different shapes, but it also packs power with an impressive efficacy of up to 145 lm/w across all its shapes and sizes. Quad also has a flexible range of lumen packages to suit any ceiling height. You can up the ante and entrain the circadian system with Bios or Full Spectrum technologies, and you can warm the mood with Duo or Sola from Chromawerx, our tunable white source technology.

Up to 1200 lm/ft

Up to 145/W


Circadian solutions
for WELL Building

WELL

WELL building

Choosing any of our spectrum tuned sources or tunable white is a great way to not only entrain circadian rhythms throughout the day, but also to achieve WELL building certification.






Ambient, task, and accent lighting goals fulfilled.

Mounting and Control options

Quad can be mounted via pendant suspension or surface- or wall-mounted making it a natural solution for a variety of applications. Control options are vast and include 0-10V, Lutron, Dali, EldoLED, DMX, and PoE.

Controls can also come wired or wireless for easy on-site commissioning and set up.





Quad can **brighten up any space** with its effortless brand of sophistication.


Quad Rectangles at the ready for the variety of daily tasks to come.

Product companions


Our goal is to bring you the most suitable luminaires for your design needs with regard to performance, technology, and style. As we expand, we are happy to offer you a constantly increasing number of lighting solutions.




Shell family



Pop family



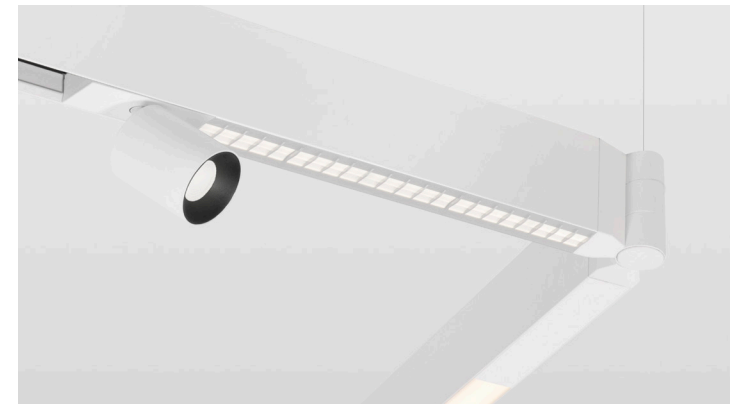
Audia



Acoustix Family (Squero acoustix)



Voilà



Pivot



Ubik Troffer




Rim

Find more at
lumenwerx.com

Quad

The Family



Lumenwerx
3737 boul. de la Côte-Vertu
Saint-Laurent, QC
H4R 2C9

lumenwerx.com
T.: 514.225.4304
F.: 514.931.4862

LUMENWERX