


VIA WALL DIRECT



Via 4 wall direct



Order Check list

1. Download spec sheet from www.lumenwerx.com.
2. Specify the product as per the information on this page.
3. PO must clearly indicate LumenXpress.
4. Send an email to lumenxpress@lumenwerx.com along with a PO and a formal quote # or price confirmation.

LIGHT SOURCE	LED
CRI	80 CRI, 90 CRI
COLOR TEMP.	30k, 35k & 40k
LUMINAIRE LENGTH	Individual Units & Continuous Runs
VOLTAGE	120V, 277V & UNV
DRIVER	Dimming 0-10V
ELECTRICAL	1 circuit +EB/EM
MOUNTING	Drywall Mounting Bracket
FINISH	White
CONTROLS	Individual Daylight & Occupancy Sensors
OPTIONS	Fuse



The following options may require additional lead time: Asymmetric, Wall Wash, 347V, Group Controls, Custom Finish & ChromaWerx.




VIA PATTERNS DIRECT



Via 4 pendant patterns direct

VIA PATTERNS DIRECT/INDIRECT

LUMINAIRE ID	VIA1.5, VIA2 & VIA4
	
LEV - Pendant leveled corner	LEV - wall leveled corner

LUMINAIRE ID	VIA1.5, VIA2, VIA3, VIA4 & VIA5	
		
LEV - Pendant leveled corner	LEV - Wall leveled corner	LEV - Wall leveled corner

CORNER TYPE	Leveled corner
CORNER DEGREE	90 degree (max 4 corners)

We require a drawing illustrating the pattern you are trying to achieve - anything from a simple line drawing to elaborate architectural drawings will suffice.

Order Check list

1. Download spec sheet from www.lumenwerx.com.
2. Specify the product as per the information on this page.
3. PO must clearly indicate LumenXpress.
4. Send an email to lumenxpress@lumenwerx.com along with a PO and a formal quote # or price confirmation.

The following options may require additional lead time: 347V, Group Controls, Custom Finish & ChromaWerx.