

Lumenwerx 

Mini Pivot

MINI TRACK WITH POWERFUL PRECISION

Miniwerx
SERIES



Mini Pivot Track System

Mini Pivot is a cutting-edge, low-voltage track lighting system that can be customized with 10+ modules. Its flexible design allows for tailor-made configurations.

MOUNTINGS

Recessed
Surface
Pendant

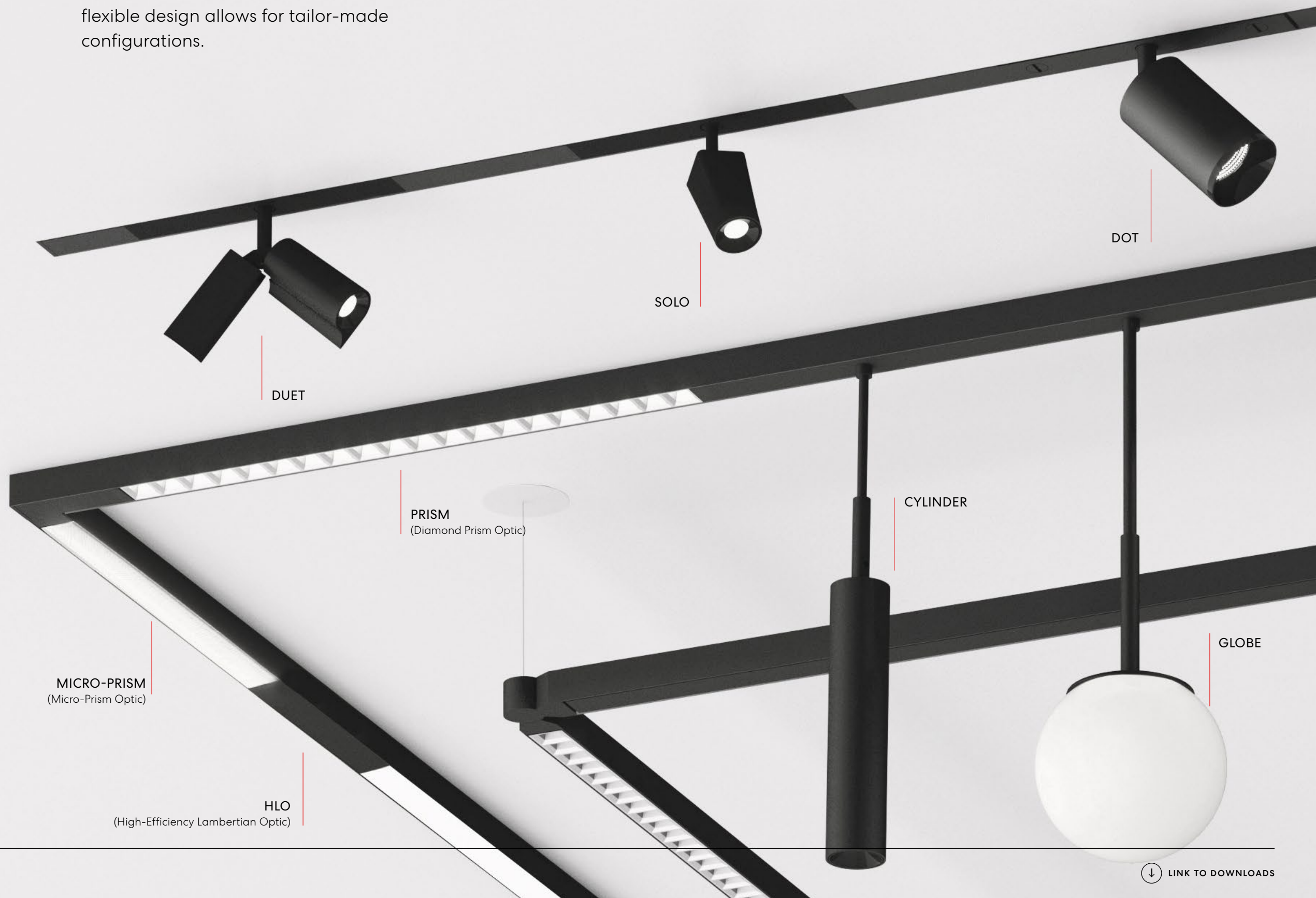
10+
Modules

WIDTH

0.9"

CONNECTORS

Linx
or Corner





Mountings



RECESSED

The Mini Pivot Recessed is a mini track system that requires only 1.5 inches of plenum or wall depth. A drywall mud flange mounting creates a seamless transition between the drywall surface and the installed track.


The system offers two track type options:
1) for continuous runs
2) for patterns (with Corner Connectors included).



SURFACE

Mini Pivot Surface is a mini track system mounted from a drywall or grid ceiling. Like its Recessed counterpart, the Mini Pivot Surface track system offers two track type options:
1) for continuous runs
2) for patterns (with Corner Connectors included).

For grid ceiling mountings, in particular, the Mini Pivot Surface is a lock and clip track system that can move with infinite rotation and angle adjustment and is compatible with tegular and other traditional grid systems.



PENDANT

Mini Pivot Pendant is a mini track system suspended using a standard or custom aircraft cable.

The Mini Pivot Pendant track system offers two track type options:
1) for continuous runs
2) for patterns (with Linx Connectors included).



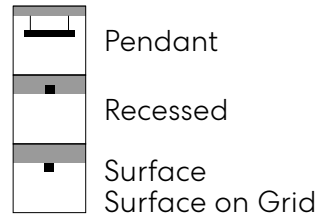
Center: Mini Pivot Recessed Track with Mini Pivot Petite Cylinder, Dot 1.5", and Prism modules. Left: Mini Pivot Recessed Track with Mini Pivot HLO/Blanks modules.

Mini Pivot's **modules work together** to deliver flexible and cohesive lighting solutions.

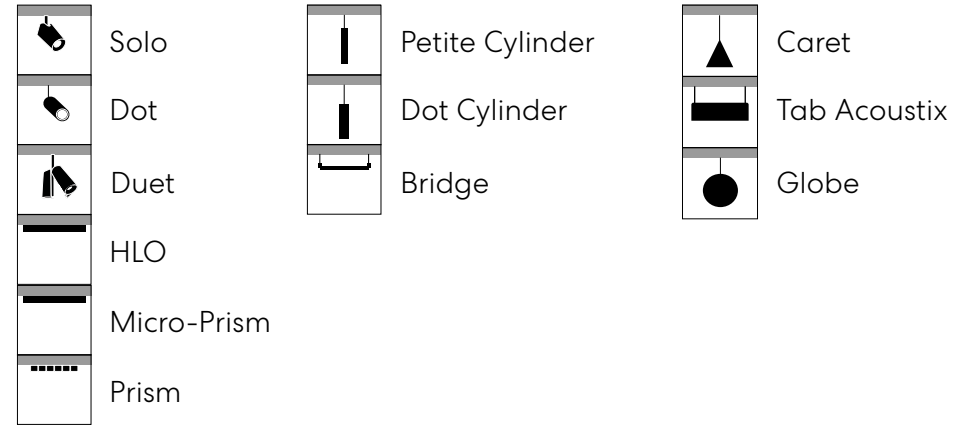


Overview


TRACK MOUNTING OPTIONS



MODULES



COLOR TEMPERATURES



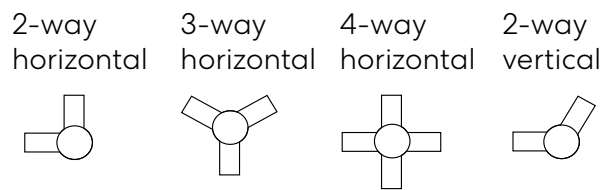
DISTRIBUTIONS



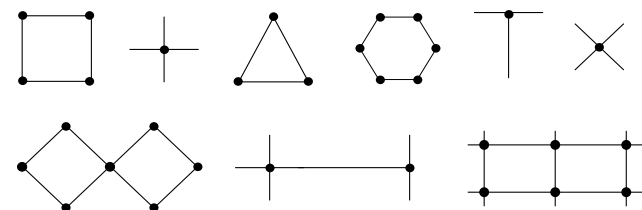
COLOR RENDERING OPTIONS

80 CRI
90 CRI
95 CRI

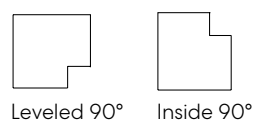
LINX¹



LINX PATTERNS¹



CORNERS²



¹Pendant Only ²Surface and Recessed





MICRO-PRISM

PRISM

HLO

HLO INDIRECT



Micro-Prism, Prism, HLO, and Blanks Modules

The Mini Pivot Micro-Prism™ module is engineered with precision and innovation. It is meticulously crafted to eliminate glare while maximizing illumination, providing unparalleled visual comfort.

The Prism module, equipped with our Diamond Prism Optic (DPO), emits a luxurious quality of light, soft and glare-free, wrapping around subjects with subtle graduated shadows.

The HLO module represents a premium everyday solution with its elegance and distribution of clean, uniform light with smooth beam edges.

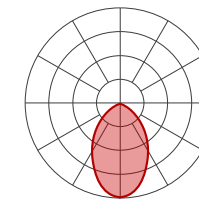
Blanks are used to mask unlit tracks. With their unassuming appearance, they can enhance the visual interest of a space or quiet down an area. For precise fittings, they can be easily cut in the field.

LOW
UGR < 10

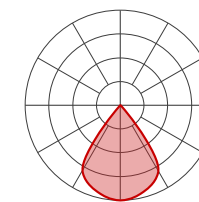
UP TO
700 lm/ft

LENGTHS
Micro-Prism, HLO
1', 2', 3', 4'

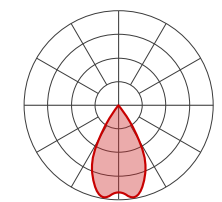
LENGTHS
Prism
7", 14", 28"



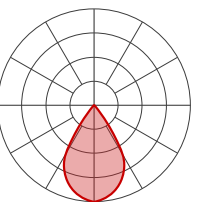
MICRO-PRISM



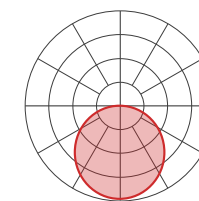
PRISM
MATTE BLACK



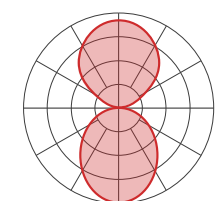
PRISM
PRECISION
SPECULAR



PRISM
GRAPHITE



HLO



HLO
DIRECT/INDIRECT



Mini Pivot Surface on Grid Track, Pattern with Corner Connectors, and Mini Pivot HLO, Prism, Blanks, and Dot 1.5" modules.

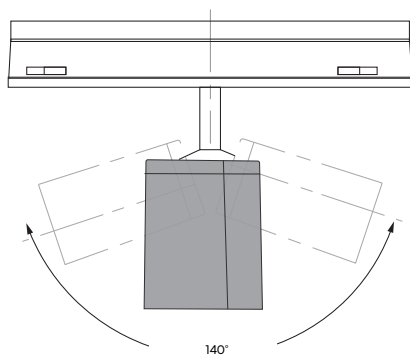
Mini Pivot - A **multitasking maven** that rules the grid.



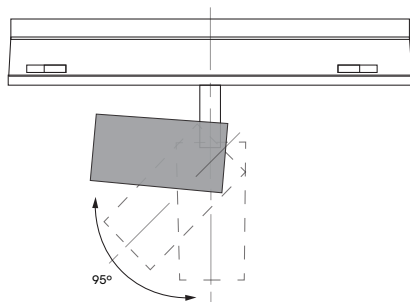


Duet, Solo Modules

DUET



SOLO



The Duet, a point source module with twin track heads, allows for lighting in two directions simultaneously with each head able to tilt up to 70 degrees.

The Solo has the possibility to flex up to 95 degrees to create an uplight in the direct position or a downlight in the indirect position.

DUET

700 lumens

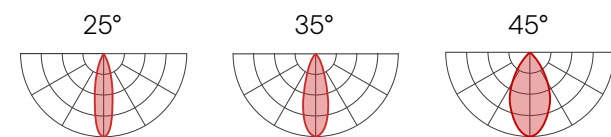
SOLO

350 lumens

Miniature modules

80, 90 CRI

BEAM ANGLES



DUET

SOLO

Center: Mini Pivot Pendant Track with Mini Pivot HLO modules indirect distribution and Mini Pivot Duet modules direct distribution. Left and Right: Mini Pivot Recessed Track with Mini Pivot Solo modules.

Mini Pivot Duet's overlapping layers of light create a **soft illumination** of the artworks.



DOT

PETITE
CYLINDER

Dot, Dot Cylinder, Petite Cylinder Modules

Mini Pivot Dot and Dot Cylinder modules are individual mounting systems usable on their own as single lighting fixtures or as part of a broader layout within the Mini Pivot Track System.

Mini Pivot Petite Cylinder is meticulously detailed with a slim strain relief along with bevel or glow ring baffle style options. Optically, it benefits from our CircaFlex™ technology to deliver precise lighting with even distribution.

DOT, DOT CYLINDER

DIAMETERS

1.5" and 2"

UP TO

1000 lm

80, 90, 95 CRI

3 beam spreads
20, 35, 50 degrees

PETITE CYLINDER

DIAMETER

1"

UP TO

1000 lm

80, 90 CRI

3 beam spreads
35, 40, 45 degrees



Mini Pivot Recessed Track with Corner connectors and Mini Pivot Dot modules.
Center: Aera downlights



Pivot Dot and Aera luminaires complement each other for a **sharp, tailored fit.**



Caret, Globe, Tab Acoustix Modules

Mini Pivot Caret embodies the simple decorative beauty of geometric design and the sophisticated power of innovative technology. The Caret is equipped with our Unity Pointed (UP) technology, which delivers lens brightness uniformity. Offered in 8" diameter.



Mini Pivot Globe fixtures offer universal appeal and uniform illumination. Their spherical forms are fully lit with our Isotropic Radiant Optic™ (IRO™) distributing light smoothly and evenly in all directions. Mini Pivot Globe is offered in 4", 6", and 8" diameters.


Mini Pivot Tab Acoustix is an acoustic pendant that provides spaces with quality light, effective acoustic control, a touch of softness with its rounded corners, and a punch of color thanks to its sound-absorbing felt panel (made from PET resin), which is available in close to 25 standard and premium colors. Offered in 2', 3' and 4' sections.



CARET



GLOBE




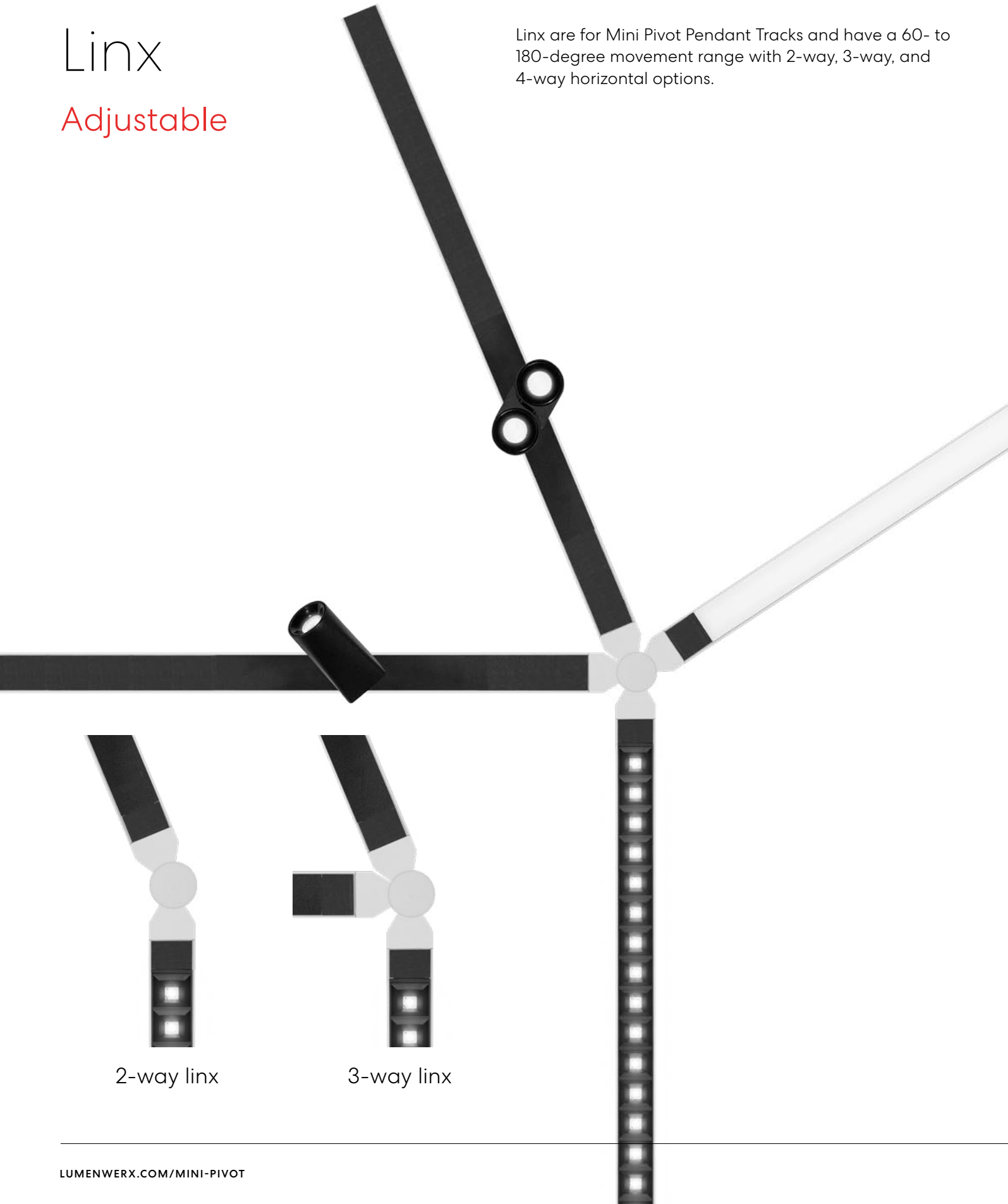
TAB ACOUSTIX




Linx

Adjustable

Linx are for Mini Pivot Pendant Tracks and have a 60- to 180-degree movement range with 2-way, 3-way, and 4-way horizontal options.



2-way linx



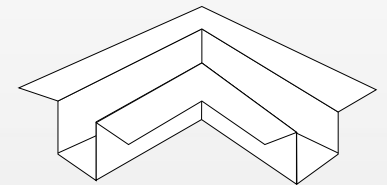
3-way linx




Corner

Fixed

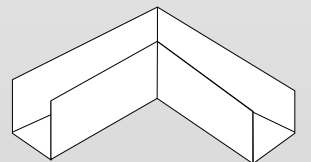
Corners are for Mini Pivot Recessed and Surface Tracks and are fixed in position. They are available with 2-way Corner connecting options.



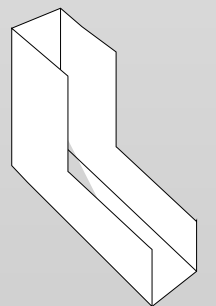
Recessed 90°



Recessed 90°
Wall to Ceiling



Surface 90°



Surface 90°
Wall to Ceiling



Design a light pattern that turns **fixtures into features.**


Center: Mini Pivot Pendant Track Pattern with 2-way, 3-way, and 4-way Linx connectors with Mini Pivot HLO/Blanks modules. Left: Mini Pivot Recessed Track with Mini Pivot Prism and Caret modules. Right: Mini Pivot Recessed Track with Mini Pivot Prism modules.





The Bridge

The Bridge taps into the Mini Pivot track to create a powered bridge over two track rows. The Mini Pivot Bridge allows for the placement of luminaire modules in between tracks to offer direct illumination where desired without running a full track. The Bridge offers an added dimension, as well as the opportunity to create more shapes, patterns, and design possibilities.



Mini Pivot Pendant Track
combined with Mini Pivot Bridge
Modules: Mini Pivot Dot 1.5",
Mini Pivot Prism and HLO.



Bridge modules mount across two tracks and tap into the power system to serve **as additional tracks.**





MINI PIVOT
BROCHURE



MINI PIVOT
ONLINE



ALWAYS LIGHT
RIGHT

lumenwerx.com
R.05.2026