

Lumenwerx 

Shalo

FOR SHALLOW SPACES
AND SERIOUS PERFORMANCE





Shalo shapes light with precision optics

Shalo 3 V & T-Shaped Optics

UP TO
107 lm/w


HIGH QUALITY OF LIGHT COLOR
80, 90 CRI

DISTRIBUTION
Direct

CONFIGURATIONS
Recessed
Recessed Vertical
Continuous Run
Pattern

STANDARD LENGTHS
2', 3', 4', 5',
6', 7' and 8'


With a 2.75" depth, Shalo proves that minimal can be powerful. Its uniform luminous expression is available in two optical signatures: the dynamic V-shaped optic or the refined T-shaped. The integrated driver ensures streamlined design without compromising performance.




Lighted Corners

Shalo corners permit continuous runs of light from grid or drywall ceilings to walls. Both inner and leveled corners are available.

Shalo 3
V-Shaped



Shalo 3
T-Shaped






Defined Lines for Spatial Clarity

Continuous runs of Shalo create rhythm across the ceiling, guiding the eye and organizing open-plan environments with seamless, uniform light.

RECESSED VERTICAL AVAILABLE



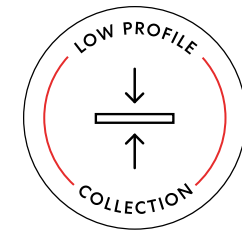
V-Shaped



T-Shaped



Shalo Ultra 3, Surface, Patterns, Wood Slat
Shalo Ultra 1.5, Surface, Drywall



Low-Profile Solutions


Our low-profile luminaires integrate seamlessly into ceilings and walls, maintaining clean architectural lines. Compact yet powerful, they fit where larger fixtures cannot, delivering precise illumination and expanding design possibilities, even in tight spaces. The result is precise illumination that preserves architectural intent, even where space is at a premium.

VIA SLIM - COMPACT LINEARS




Pendant
Wall

SHALO ULTRA - ULTRA LOW PROFILE LINEARS



Recessed
Surface
Perimeter

CURVIA SLIM - COMPACT CURVILINEARS



Recessed
Surface
Pendant

AERA SHALO - DOWNLIGHTS



Recessed



SHALO 3 V AND T
BROCHURE



SHALO 3 V AND T
ONLINE

