


# MIKRO PLUS LED

WALL DIRECT



**LUMENWERX**  
WWW.LUMENWERX.COM

ONLY 1 INCH WIDE



INTEGRATED™  
**MIKRODRIVE**

## DESCRIPTION

Precise, refined, elegant, and just 1" wide, Mikro Plus presents a crisp, brand new scale in linear LED luminaires, made practical by an integral driver - **Mikrodrive™**. Using a high performance LEDs and 1" square diffuser, Mikro Plus delivers an efficacy of 88 LPW with a three-dimensional luminous form. In addition to individual luminaires and continuous runs, Mikro Plus is also available in pendant and surface configurations (see separate specification sheets).

PROJECT: \_\_\_\_\_  
 TYPE: \_\_\_\_\_  
 NOTES: \_\_\_\_\_



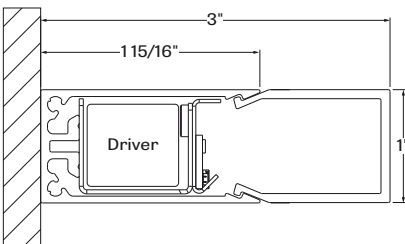
## ORDER GUIDE

MIK+WD	HLO	LED				
LUMINAIRE ID	OPTICS	LIGHT SOURCE	CRI	LUMEN PACKAGES	COLOR TEMP.	LUMINAIRE LENGTH
<b>MIK+WD</b> - Mikro Plus Wall direct	<b>HLO</b> - High-efficiency Lambertian Optic	<b>LED</b> - high performance LED	<b>80</b> - 80CRI <b>90</b> - 90CRI	<b>350</b> - min. low output 350lm/ft <b>500</b> - medium output 500lm/ft <b>700</b> - max. high output 700lm/ft <b>####</b> - other required lm/ft	<b>27</b> - 2700K <b>30</b> - 3000K <b>35</b> - 3500K <b>40</b> - 4000K	Standard sections - 4', 8' & 12' For all other specify length <b>#FT#IN</b> - Specify nominal length (#) in 1' and/or 1" increments Continuous Run - for luminaires over 12' Minimum Individual section 4' (lumen packages restrictions may apply)

	MIKDR				
VOLTAGE	DRIVER	ELECTRICAL	MOUNTING	FINISH	OPTIONS
<b>120</b> - 120V <b>277</b> - 277V <b>UNV</b> - 120V-277V	<b>MIKRO DRIVER</b> - 0-10V mikro driver	<b>1</b> - 1 circuit <b>##EM</b> - emergency light circuit * for a minimum of 4' section	<b>DRM</b> - drywall mounting <b>DMB</b> - drywall mounting bracket	<b>W</b> - matte white <b>AL</b> - aluminum <b>CF#</b> - custom finish specify RAL#	<b>CU</b> - custom

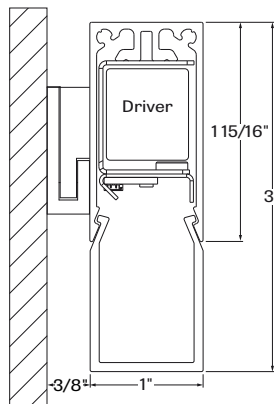
See page 2 for ordering code detailed information

## CROSS SECTION



MIK+WD - wall - DRM

## CROSS SECTION



MIK+WD - wall - DMB

## OPTICS



HLO - High-efficiency Lambertian Optic



### OPTICS

**HIGH EFFICIENCY LAMBERTIAN OPTIC (HLO)** - matte white side reflectors combined with High-efficiency Lambertian Optic (HLO) shielding of diffusing 0.075" thick acrylic and good source obscuration. Luminaire brightness is controlled by the flux-to-shielding area ratio.

### LIGHT SOURCE - LED

Custom linear array of mid-flux LEDs are cartridge-mounted with quick-connect wiring to facilitate service and thermal management. Available in 2700, 3000K, 3500K and 4000K with a minimum 80 CRI and an option for 90 CRI with elevated R9 value. Color consistency maintained to within 3 SDCM. LEDs operated at reduced drive current to optimize efficacy and lumen maintenance. All LEDs have been tested in accordance with IESNA LM-80-08 and the results have shown L80 lumen maintenance greater than 60,000 hours. Absolute product photometry is measured and presented in accordance with IESNA LM-79, unless otherwise indicated.

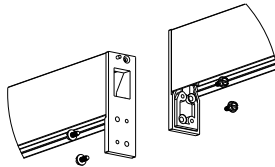
### PERFORMANCE PER 4' AT 4000K

LED output	Color Temp	Watts	Nominal Delivered Lumens	Efficacy LPW
low output	4000K	16	1400	88
medium output	4000K	23.5	2000	86
high output	4000K	32.5	2800	86

### LUMINAIRE LENGTH

Mikro Plus is made up of standard 4, 8 and 12 foot sections that may be joined together to create longer continuous run lengths. Exact run length must be noted in the product code. The minimum individual section available is 4 foot.

All individual sections are joined together onsite using the joiner kits provided. Lumenwerx offers joiner kits that are extremely simple to work with in the field and result in a fixture that appears virtually seamless with no light leak at any connection.



joining system for Mikro Plus

### ELECTRICAL - INTEGRATED DRIVER

Fully integrated, ultra-slim, **Mikrodrive™** driver eliminates the need for the remote drivers typical of very small cross-section luminaires. Factory-adjustable drive current and universal (120-277VAC) input. Long life: over 100,000 hours Mean Time Between Failures (MTBF). 0-10V dimming protocol with "Dim-To-Off" functionality. At maximum driver load: Efficiency > 84%, PF > 0.9, THD < 20%. Due to space limitations, other driver, control and wiring options are not currently available.

### MOUNTING OPTIONS

Fixtures may be horizontally mounted directly to the wall or using a bracket. For long runs, a minimum of 6" from adjacent walls is required.

### FINISH

**Interior** - 95%, reflective matte powder coated white paint

**Exterior** - matte white or aluminum powder coating.

Custom finishes are also available.

### CONSTRUCTION

**Housing** - Extruded aluminum (0.060" nominal) up to 90% Recycled content

**Interior brackets** - Die formed cold rolled sheet steel 20 gauge thick

**Joining system** - Die cast aluminum

**Reflectors** - Flat rolled Steel sheet 0.030" thick precisely die formed, 95% reflective matte white painted

**End caps** - Die cast aluminum

### WEIGHT

**Mikro Plus 4ft** - 4.08 lbs - 1.85KG

**Mikro Plus 8ft** - 7.18 lbs - 3.26KG

**Mikro Plus 12ft** - 10.27 lbs - 4.66KG

### CERTIFICATIONS

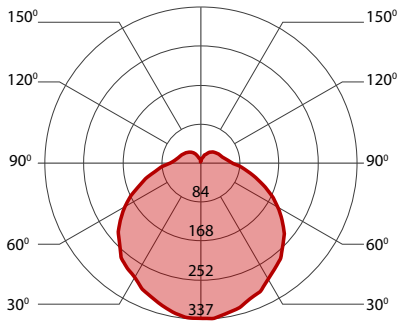
**ETL** - Rated for Indoor Dry/Damp locations.

Conforms to UL Standard 1598 and certified to CAN/CSA Standard C22.2 No. 250.0.

### WARRANTY

Lumenwerx provides a five-year limited warranty of electrical and mechanical performance of the luminaires, including the LED boards, drivers, and auxiliary electronics. Lumenwerx will repair or replace defective luminaires or components at our discretion, provided they have been installed and operated in accordance with our specifications. Other limitations apply, please refer to the full warranty on our website.

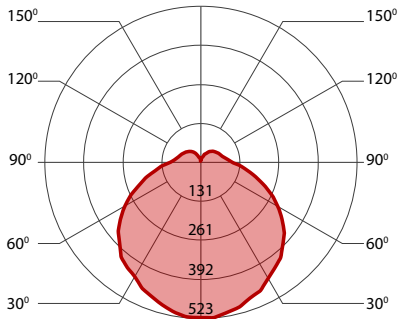
## 350 LUMEN AT 80CRI - LOW OUTPUT



### PERFORMANCE PER 4'

LED output	Color Temp	Watts	Nominal Delivered Lumens	Efficacy LPW
low output	3000K	16.5	1400	84
low output	3500K	16.5	1400	85
low output	4000K	16	1400	88

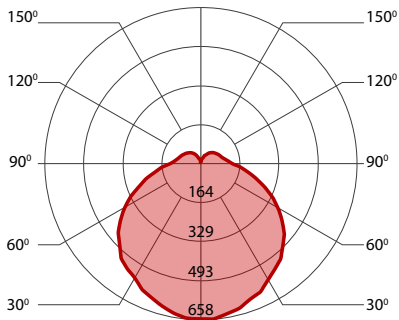
## 500 LUMEN AT 80CRI - MEDIUM OUTPUT



### PERFORMANCE PER 4'

LED output	Color Temp	Watts	Nominal Delivered Lumens	Efficacy LPW
medium output	3000K	24	2000	83
medium output	3500K	24	2000	84
medium output	4000K	23.5	2000	86

## 700 LUMEN AT 80CRI - HIGH OUTPUT



### PERFORMANCE PER 4'

LED output	Color Temp	Watts	Nominal Delivered Lumens	Efficacy LPW
high output	3000K	34	2800	82
high output	3500K	33.5	2800	83
high output	4000K	32.5	2800	86