

Lumenwerx 

Minear

LIGHT AT ITS SMALLEST EXPRESSION.



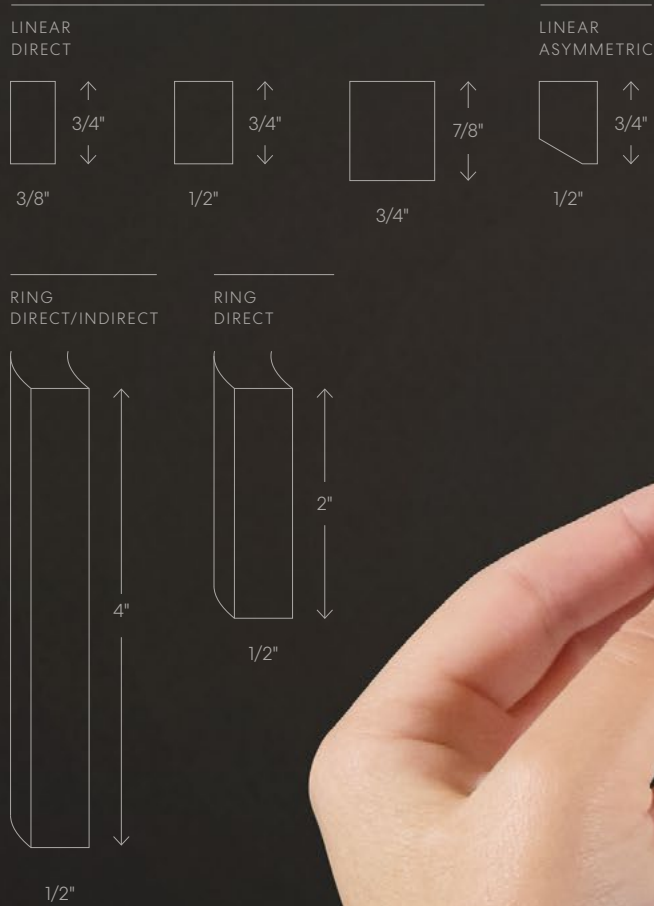
Miniwerx
SERIES



Minear

Featured Product
Minear 3/8" Profile, Surface

A COLLECTION OF MINIATURE PROFILES.




Declare



The Minear Collection is a curated family of miniature, made-to-order architectural luminaires, including both linear profiles and ring-shaped models. Minear Linear is offered in 3/8", 1/2", and 3/4" apertures and is engineered with rigid, high-efficiency boards to deliver strong output and consistent performance. Multiple mounting options and snap-in installation support effortless integration across materials and details. Minear Ring features a 1/2" aperture and is available in diameters from 18" to 72".

Compact and precise, the Minear Collection sets a new standard for miniature linear lighting through Lumenwerx innovation, performance, and design quality.



MINIATURE APERTURES

- 3/8"
- 1/2"
- 3/4"

MOUNTINGS

- Recessed
- Surface
- Wall
- Pendant
- Mud-In

UP TO
600 lm/ft

ENGINEERED FOR EASE

Ultra-clean integration

DISTRIBUTION

- Direct
- Direct/Indirect



Designed for the Architecture

Minear's recessed mounting offers a concealed installation in wood slats, drywall, and other hard surfaces, revealing only a clean line of light.


Featured Product
Minear 3/4" Profile, Surface, Wall and Ceiling Mounted, Wood Slats



Profile for Every Detail

MINIATURE SCALE. POWERFUL PERFORMANCE.

Surface, recessed, and pendant options let Minear integrate into ceilings, walls, wood slats, coves, and millwork with ease. Its precisely engineered profiles create clean, continuous lines of light across any material, with direct distribution and a full range of finishes that suit the most detailed applications.



SEAMLESS ARCHITECTURAL INTEGRATION

Fits Ceilings, Walls, Slats, Mud-In & Millwork

Continuous Runs

Asymmetric Profile


CLEAN INTEGRATION

Concealed Mounting

Durable Construction & Easy Servicing

MINEAR RING

Ring Options





Featured Product
Minear 3/8" Profile, Recessed, Mud-In




The Line That Changes Everything

From the smallest reveals to millwork, slats, niches and display details, Minear's three miniature profiles provide the right scale for any application. The luminaires disappear into the built environment and bring lighting to spaces most fixtures can't reach.

WIDE RANGE OF APPLICATIONS

Ceiling
Wall
Cove
Accent
Undercabinet
Shelf
Niche area
Display case

Asymmetric
Option



Featured Product
Minear 3/4" Profile, Surface-Mounted Cove;
Pendant Version Above Reception



Miniature Profile. Big Impact

Whether arranged as a striking centerpiece or a quiet linear accent, Minear pendants offer design freedom that ranges from dramatic to discreet.

Featured Product
Minear 3/4" Profile, Pendant





Engineered for Ease


Minear uses high-efficiency Lumenwerx rigid boards delivering up to 600 lm/ft with exceptional uniformity.

The fixture design and system offer reliable alignment, while snap-in profiles simplify installation and provide accessible servicing. Minear's no-tape, no-adhesive design is custom built to fit your project specifications and is delivered fully assembled.

SNAPLINE™ Clipping System

①

SNAPLINE Clip positioned in the mud-in housing.



②

Fixture installed flush with wall/ceiling for a clean continuous line of light.



ENGINEERED FOR EASE

Snap-in profiles
for fast installation
& easy servicing

CONSTRUCTION

Seamless fit
in tight details

Remote driver

True uniformity
No visible diodes
No color shift

Rigid board




Featured Product
Minear 1/2" Profile, Recessed and Surface Mounted



Miniature Scale. Powerful Performance.

The mounting system disappears into the architecture, leaving only a pure line of light. Minear installs with fully concealed brackets for a seamless, uninterrupted detail.

Featured Product
Minear 1/2" Profile, Recessed, Mud-In
Minear Ring, 1/2" Aperture, 36" Diameter, Pendant



Minear Ring

Minear Rings are slim ring pendants that provide clean, even illumination. Used alone or in groups, their circular forms introduce a subtle, art-mobile-like presence.

Minear Rings fuel the imagination with countless design opportunities, making the product line ideal for various settings, from modern residential interiors to dynamic commercial spaces.

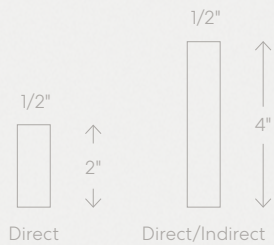


APERTURE
1/2"

DIAMETERS
18", 24", 36"
48", 60", 72"

DISTRIBUTION
Direct,
Direct/Indirect


Power-over-aircraft cable





Discover Miniwerx

Miniwerx brings together our smallest luminaires into a unified, design-forward series where minimal scale meets maximum capability. Spanning linear, curvilinear, downlight, cylinder, track, decorative, and acoustic forms, the series reflects the full scope of our innovations in the development of miniature luminaire design. From Petite, Slight, Mini Pivot, and Rim Mini to Curvia Slim, Curvia Mini, Tab, and Mikro, each product delivers refined performance, thoughtful integration, and a clean architectural presence—demonstrating how even the smallest luminaires can shape spaces in the most powerful ways.



Minear

3/8", 1/2" and 3/4" wide, miniature linears, remote driver



Slight

1" wide, powerful linears, remote driver




Curvia Mini

1" wide, ring shapes, direct or direct/indirect, pendant and surface



Rim Mini

0.8" wide and 1.25" tall, 6+ shapes, inward distribution, pendant




Curvia Slim 1

1" wide and 1.25" tall, continuous runs, patterns, rings, shapes, and remote driver



Mini Pivot

0.9" wide, low-voltage track, 10+ modules



Mikro and Mikro Plus

1" wide, linears, integral driver



Petite Downlight and Cylinder

1" aperture, downlights, multi-apertures and cylinders




Tab

0.7" wide, slim, acoustic luminaires



MINEAR
BROCHURE



MINEAR
ONLINE



ALWAYS LIGHT
RIGHT

lumenwerx.com