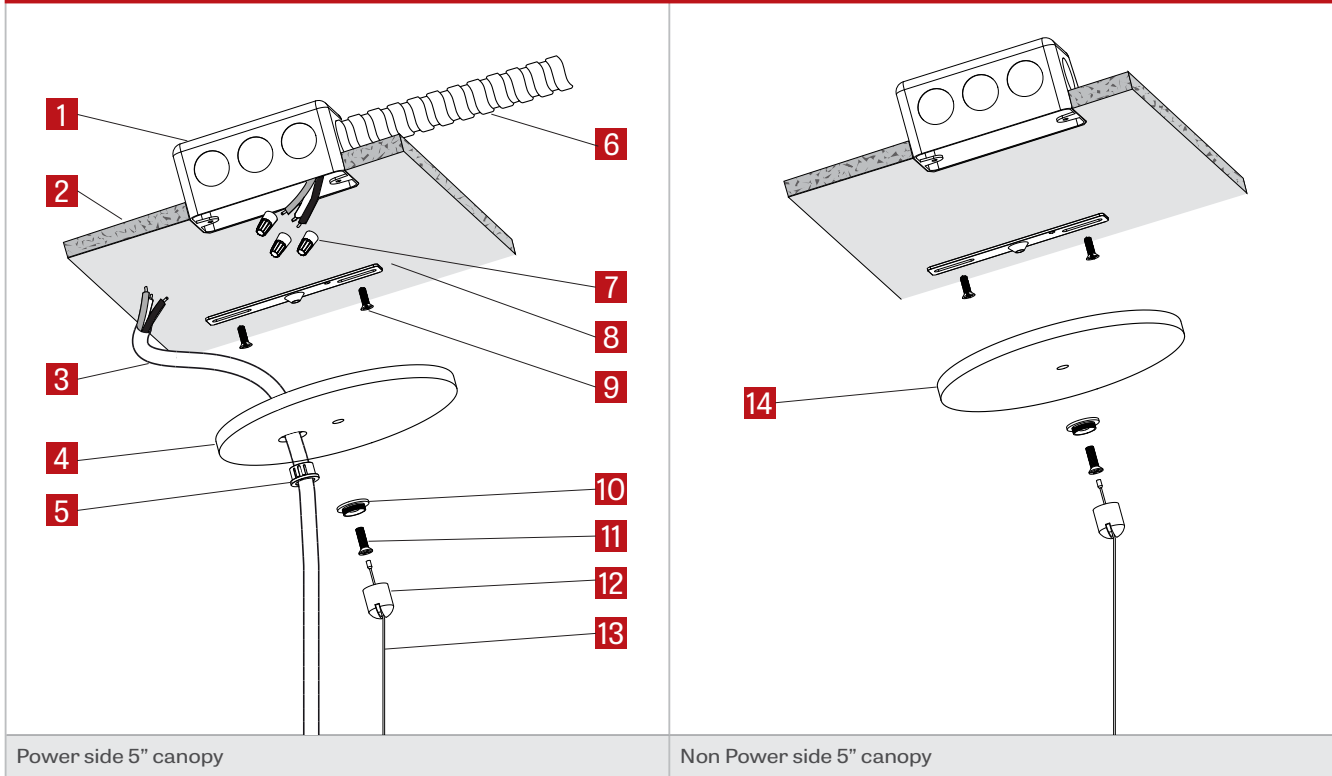


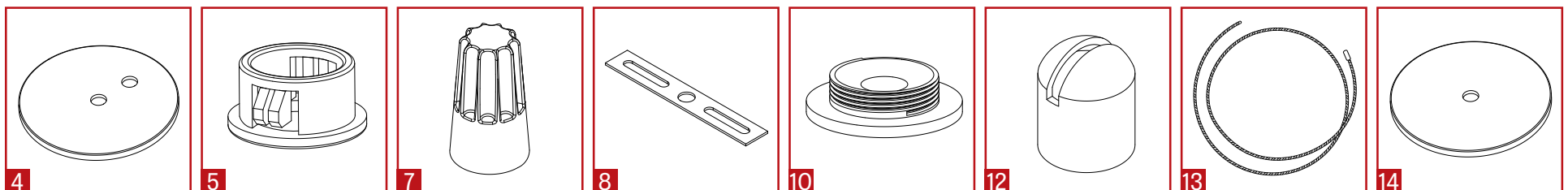
PENDANT FIXTURES - SLOPED CEILING MOUNTING GUIDE

SLOPE CEILING - CABLE JUNCTION BOX



PART LIST

- 1 Junction Box (by others)
- 2 Ceiling Tile (by others)
- 3 Power Cord
- 4 Canopy 5" power side
- 5 Plastic nut
- 6 Armored cable & connector (by others)
- 7 Wire nut
- 8 Junction box crossbar
- 9 Crossbar screw
- 10 Coupler cap
- 11 Coupler screw
- 12 Swivel coupler housing
- 13 Aircraft cable
- 14 Canopy 5" non power side

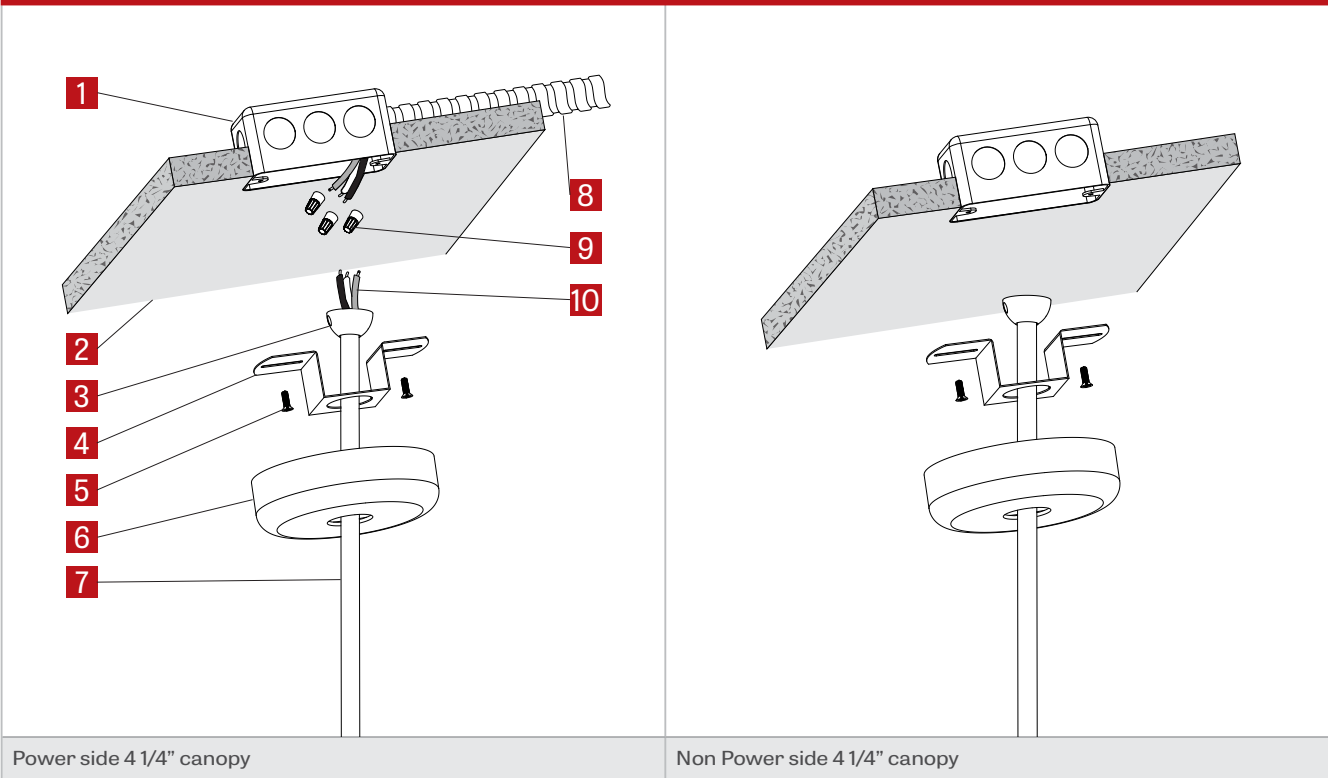


PLEASE NOTE: GENERAL CONTRACTOR IS RESPONSIBLE FOR PROVIDING APPROPRIATE ANCHORING RODS TO SUPPORT LOAD OF FIXTURES DETAILED ON SHOP DRAWING. PLEASE CALL CUSTOMER SERVICE FOR ANY QUESTIONS

WARNING RISK OF FIRE AND ELECTRICAL SHOCK. FIXTURE MUST BE INSTALLED BY A QUALIFIED ELECTRICIAN ONLY IN ACCORDANCE WITH NATIONAL, LOCAL BUILDING AND ELECTRICAL CODES. DISCONNECT POWER AT ELECTRICAL PANEL BEFORE SERVICING.

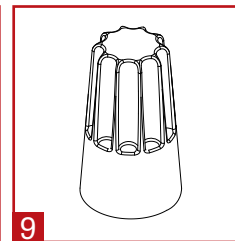
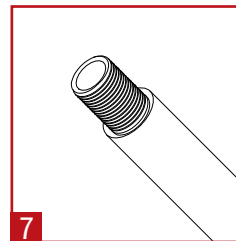
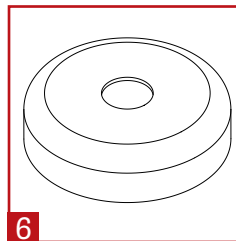
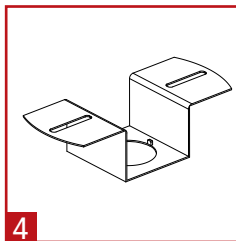
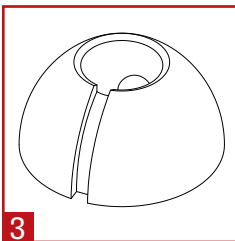
PENDANT FIXTURES - SLOPED CEILING MOUNTING GUIDE

SLOPE HEIGHT CEILING - STEM JUNCTION BOX



PART LIST

- 1** Junction Box (by others)
- 2** Ceiling Tile (by others)
- 3** Stem swivel ball
- 4** Junction box crossbar
- 5** Crossbar screw
- 6** 4 1/4" canopy - stem
- 7** Stem+nipple
- 8** Armored cable & connector (by others)
- 9** Wire nut
- 10** Power Cord



PLEASE NOTE: GENERAL CONTRACTOR IS RESPONSIBLE FOR PROVIDING APPROPRIATE ANCHORING RODS TO SUPPORT LOAD OF FIXTURES DETAILED ON SHOP DRAWING. PLEASE CALL CUSTOMER SERVICE FOR ANY QUESTIONS

WARNING RISK OF FIRE AND ELECTRICAL SHOCK. FIXTURE MUST BE INSTALLED BY A QUALIFIED ELECTRICIAN ONLY IN ACCORDANCE WITH NATIONAL, LOCAL BUILDING AND ELECTRICAL CODES. DISCONNECT POWER AT ELECTRICAL PANEL BEFORE SERVICING.