




SQUERO

Parabolic Louvers: New Optics, New Look



LUMENWERX
www.lumenwerx.com

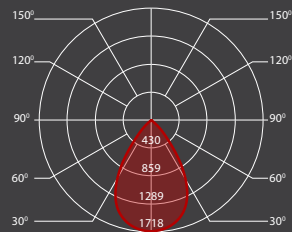
Squero's new parabolic louver optics provide excellent shielding and a pleasing crisp visual texture. Custom-engineered for high efficiency and smooth distribution, our new parabolic louvers make Squero even more flexible and attractive!

The parabolic contour of these new louvers help to mitigate the multi-shadowing effect which is commonly found in multi-source luminaires.

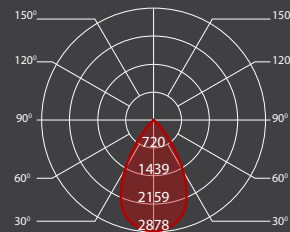
Squero offers two louver finishes: specular and Matte. Specular (SPL) provides higher efficacy, sharper cut-off, and an ultra quiet appearance at shallow viewing angles. Matte (MPL) offers a softer appearance, a wider beam spread, and gentle brightness transition at cut-off.

- Specular finish for sharp cut-off, UGR < 13.
- Matte finish for gentle brightness
- Shielding: 50° lengthwise and 45° cross wise.
- Efficacy up to 116 LPW
- Spacing Criterion: 1.1
- Minimal shadows from LED array
- Available in Direct, Direct/Indirect, and Combination configurations
- 350-1000 lumens per foot
- All standard Squero options

Parabolic Specular




Parabolic Matte



Squero Parabolic is available with ChromaWerx Sola, pre-programmed, and Duo, independent control of output and color, for tunable white capability.

ChromaWerx drivers are programmed to limit maximum light output and power usage across all color temperatures. CRI is maintained above 80 & 90.



LUMENWERX
www.lumenwerx.com